

# Environmental Profile of Aurubis ROD I RheinROD

## Copper's contribution to sustainable development

Copper is a key material enabling important technological developments, such as generating and transmitting renewable energy and enhancing the energy efficiency of motors and transformers. These developments are essential to reach the objectives of the European Green Deal, particularly for a clean energy transition.

## The environmental footprint of Aurubis ROD I RheinROD


As the EU places more and more emphasis on green technologies needed to meet its climate targets, it is increasingly important to understand the life cycles of the underlying products. As a sustainably oriented company, Aurubis takes responsibility for the global challenges of climate change, environmental protection, and resource conservation. Improving the environmental performance of products, along with enhancing sustainability throughout the

entire supply chain, is of great importance for Aurubis. In 2021 we introduced our label 'Tomorrow Metals by Aurubis' that encompasses the many measures we are taking to enhance our sustainability performance. Aurubis is at the forefront of industries committed to reducing the environmental impact of their operations: We have set the objective of achieving carbon-neutral production well before 2050. And we are well on our way: The carbon footprint of our copper rod is more than one third below the global average for copper rod fabrication.<sup>1</sup>

From 2023 on, the environmental impacts of Aurubis products are only calculated via the Environmental Footprint impact assessment method (3.0) to align with best scientific and industry reporting practices. The results based on the CML (Centre for Environmental Studies at Leiden University in the Netherlands) method will not be used anymore.

## Carbon footprint of Aurubis ROD I RheinROD

in kg CO<sub>2</sub> equivalents per t of wire rod



**3,610**

Global average ICA (data reference 2019)

**2,230**

Aurubis ROD I RheinROD (data reference 2022)

Note: The Environmental Footprint method (3.0) is the most advanced impact assessment method adopted by the European Commission. The previous version of our LCA study used the now-outdated characterization method from the Centre for Environmental Studies (CML) at Leiden University in the Netherlands.

## Life cycle assessment for Aurubis ROD I RheinROD

Responding to requests from end-users, along with our own sustainability goals, Aurubis conducted a life cycle assessment (LCA) of our key product copper wire rod. In this holistic approach, we considered all steps involved in the production of wire rod, starting from the extraction of the copper ore (cradle) through the manufacturing of the copper cathode and its further processing into wire rod (gate). The assessment

includes impacts from all activities related to raw materials, direct emissions, transport, energy consumption, and auxiliary materials. The study was conducted in compliance with the ISO standards 14040 and 14044 for life cycle assessment.<sup>2</sup> In the assessment, we included all wire rod operations at our sites in Avellino, Emmerich, Hamburg, and Olen, and calculated the weighted average for Aurubis ROD I RheinROD across the Aurubis Group.

<sup>1</sup> Sources: International Copper Association, Life Cycle Assessment of Wire Rod Global March 2023 / Aurubis, supported by Sphera. Report: Life Cycle Assessment of Wire Rod, Oct. 2023.

<sup>2</sup> ISO 14040:2021 Environmental management — Life cycle assessment — Principles and framework.  
ISO 14044:2021 Environmental management — Life cycle assessment — Requirements and guidelines.

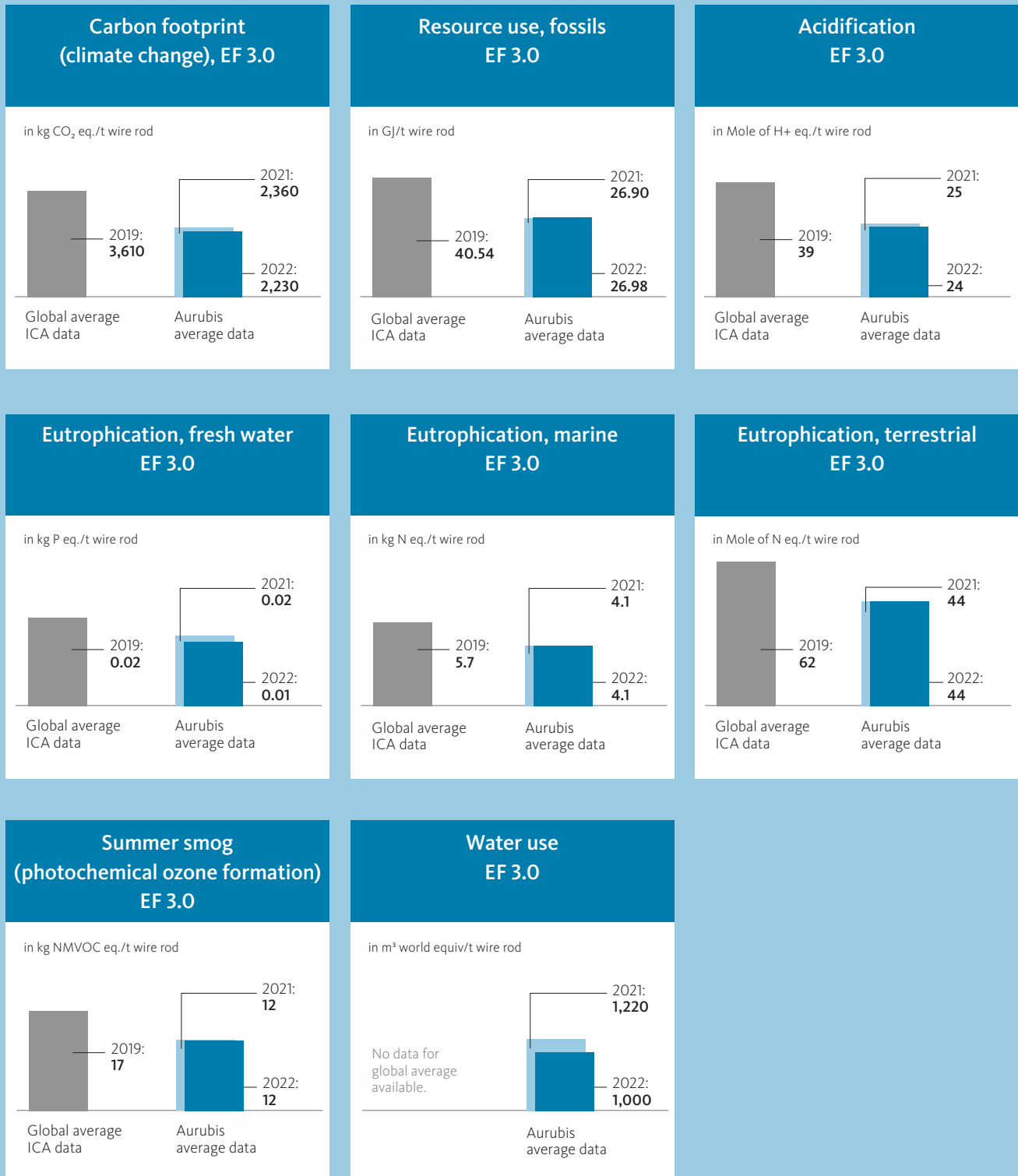
## The results

The results of the environmental footprint of Aurubis ROD I RheinROD are directly related to the footprint of copper cathodes used. These results show that the environmental footprint of Aurubis ROD I RheinROD is considerably lower than the ICA average in all the relevant impact categories.

The key environmental aspects were assessed with the Environmental Footprint impact assessment method (3.0)

along 16 impact categories. The main impact categories reported in this factsheet were selected because they represent a broad range of environmental impacts.

Results for all 16 indicators are available upon request. However, it is important to note that 'abiotic depletion potential' and 'toxicity' impacts are not sufficiently robust and accurate to be used for metals.




## How we got there

In the LCA, our goal was to evaluate the environmental profile of Aurubis ROD I RheinROD and allow the progress and further improvement to be tracked. Aurubis produces its wire rod from its own cathodes as well as from raw materials from third parties. The LCA results for Aurubis ROD I RheinROD strongly depend on the environmental profile of the upstream copper cathode. The carbon footprint of the copper cathode has decreased by 35 % since 2013 and is more than 60 % below the global average for all copper smelters and refiners. The improvements achieved were only possible with major investments in measures that reach ambitious environmental standards.



### Emission reduction

We have made continuous efforts to reduce direct emissions of pollutants such as dust as well as greenhouse gas emissions.



### Energy-efficient technologies

We invested in energy-efficient technologies for wire rod production at all sites across the Aurubis Group, implemented measures to save energy, facilitated the switch to renewable energies, and enabled decarbonization.



### Recycling

Wire products are primarily manufactured from cathodes because of the very high purity specifications needed to deliver high electrical conductivity. The extension of Aurubis' recycling capacities contributed to the improvements of our overall footprint on the environment. The recycled content of Aurubis ROD I RheinROD for the Aurubis Group for fiscal year 2021/22 was 33 %.

## Aurubis ROD I RheinROD improves the efficiency and environmental performance of multiple applications

Copper has a good environmental profile compared to potentially competing materials. Copper is the best conductor of electricity and heat, after silver, and improves the efficiency and performance of relevant applications. Using more copper saves energy and reduces CO<sub>2</sub> emissions. Copper also improves the operating efficiency of all forms of renewable energies, such as wind turbines, photovoltaic panels, tidal generation, and solar thermal systems.

## Aurubis AG

Corporate Environmental Protection

### Dr. Jörn Mühlenfeld

Environmental Manager  
Corporate Environmental Protection  
j.muehlenfeld@aurubis.com

### Daniela Cholakova

Environmental Manager  
Corporate Environmental Protection  
d.cholakova@aurubis.com